



Installation Instructions

Side Bars (JN40, 41, 44, 46)
1976-06 Jeep CJ's and Wrangler

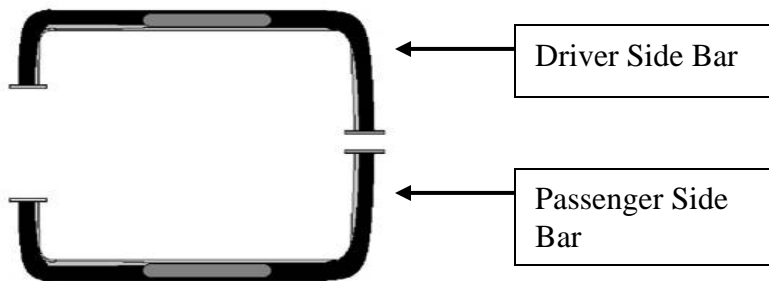
NOTE: Carefully read entire instructions thoroughly before attempting to install this part. Drilling is required.

Parts Included	Qty
Driver Side Bar	1
Passenger Side Bar	1
10 MM Self Tapping Bolts	16

Tools Needed
Drill
5/16" Drill Bit
Ratchet and Socket Set

Step 1: Identify the Driver and Passenger bars. The longer side goes towards the front of the vehicle.

Note: For ease of installation it is recommended to have assistance during the install process.



Step2: Position the bar up against the vehicle frame. Maintain a minimum of 1/2 inch between the bottom of the body and the top of the bar. (Figure A) Position the bar making sure it is parallel with the vehicle frame while also making sure its parallel with the vehicle body. (Figure B)



(Figure A)

Keep a minimum of 1/2" between bar and the body.

Position the bar so that it is parallel with the vehicle body.



(Figure B)

For Technical Support/Warranty Information please call 310-762-9944

Smittybilt, 1600 Walnut Parkway, Rancho Dominguez, CA 90220



Installation Instructions

Side Bars (JN40, 41, 44, 46)
1976-06 Jeep CJ's and Wrangler

Step 3: Once you have located the bar into position, hold the bar and mark the frame through the mounting holes located on the bar brackets.(Figure C) Set the bar to the side. Center punch the marked holes and drill a 5/16" hole in the frame at each marked location..

Caution: Before drilling be sure to check for any hazards or obstructions.



(Figure C)

Note: Picture shown is of 97-06 brackets vary on sidebars.

Use holes in brackets as templates to mark holes.

Step 4 : Position the bar back on the vehicle against the frame lining it up with the holes that you just drilled. Attach the bar to the frame using the supplied self-tapping bolts. Repeat these steps to install bar on other side of the vehicle. **Note:** On the later model vehicles you will have some bolts that are not used. Installation is now complete.

LIMITED WARRANTY

Smittybilt (The Company) warrants to the original purchaser of this product that should the product or any part thereof, under normal use and conditions, be proven defective in material or workmanship within 3 years from the original date of purchase, such defect(s) will be repaired or replaced (At the Company's option) without charge for parts or labor.

To obtain repair or replacement within the terms of the warranty, the product is to be delivered with proof of warranty coverage (e.g. dated bill of sale, receipt), specification of defect, freight pre-paid with Returns Good Authorization Number from Smittybilt to place of purchase. Items returned to Smittybilt without an Returns Authorization Number will be refused and returned to sender at the senders expense.

This warranty does not apply to any product or part thereof which, in the opinion of the Company, has suffered or been damaged through alteration, improper installation, mishandling, misuse, neglect accident or acts of nature. **THE EXTENT OF THE COMPANY'S LIABILITY UNDER THIS WARRANTY IS LIMITED TO THE REPAIR OR REPLACEMENT PROVIDED ABOVE AND, IN NO EVENT, SHALL THE COMPANY'S LIABILITY EXCEED THE PURCHASE PRICE PAID BY THE PURCHASER FOR THIS PRODUCT.**

This warranty is in lieu of all expressed warranties and liabilities. ANY IMPLIED WARRANTIES, INCLUDING ANY IMPLIED WARRANTY OF MERCHANTABILITY SHALL BE LIMITED TO THE DURATION OF THIS WRITTEN WARRANTY. ANY ACTION FOR BREACH OF ANY WARRANTY HEREUNDER INCLUDING ANY IMPLIED WARRANTY OF MERCHANTABILITY MUST BE BROUGHT WITHIN A PERIOD OF 90 DAYS FROM DATE OF ORIGINAL PURCHASE. IN NO CASE SHALL THE COMPANY BE LIABLE FOR ANY CONSEQUENTIAL OR INCIDENTAL DAMAGES FOR BREACH OF THIS OR ANY OTHER WARRANTY, EXPRESSED OR IMPLIED, WHATSOEVER. No person or representative is authorized to assume for the company any liability other than expressed herein in connection with the sale of this product.

Some states do not allow limitations on how long an implied warranty lasts or the exclusion or limitation of incidental or consequential damage, therefore above limitations may not apply to you. This warranty gives the purchaser specific legal rights. The purchaser may have additional rights, which vary from state to state.

For Technical Support/Warranty Information please call 310-762-9944

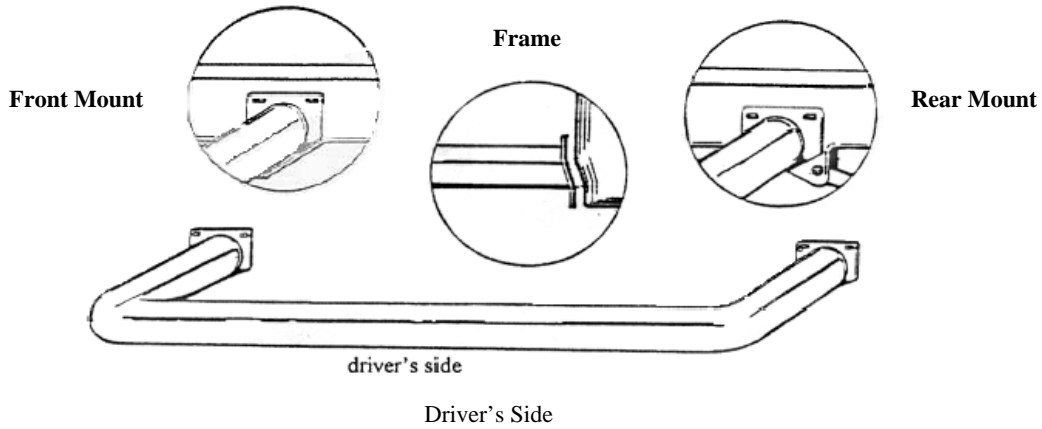
Smittybilt, 1600 Walnut Parkway, Rancho Dominguez, CA 90220



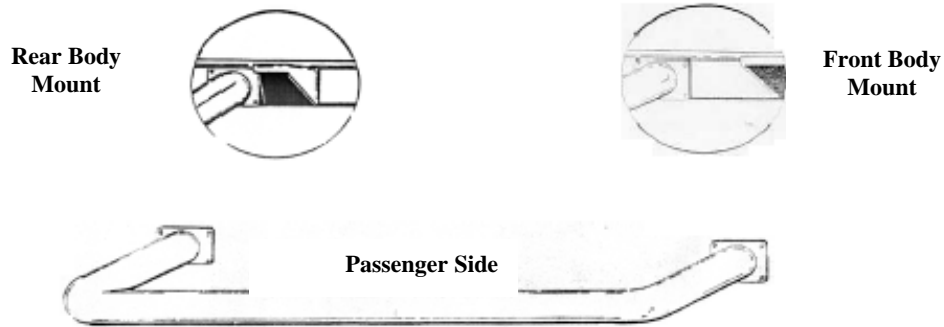
Installation Instructions
Side Bars (JN40, 41, 44, 46)
1976-06 Jeep CJ's and Wrangler

(Note: Diagrams are for reference use only, actual brackets may vary slightly)

97-on TJ WRANGLER



87-95 WRANGLER



76-86 CJ7 & CJ5



For Technical Support/Warranty Information please call 310-762-9944

Smittybilt, 1600 Walnut Parkway, Rancho Dominguez, CA 90220